

# NAACP



## BRAND IDENTITY MANUAL

# NAACP

## BRAND IDENTITY MANUAL

Our Brand Story	3
Brand Purpose	4
Brand Voice	5
Brand Marks: Seal and Signature	6-9
State Conference Logo Lock-up	10-11
Branch / Region Logo Lock-up	12-13
Program Logo Lock-up	14
NAACP Co-branding Lock-up	15
Other NAACP Trademarks	16
Clear Space Rule for Logos	17
Incorrect Logo Use	18
Brand Colors, Complementary Colors	19-20
Typography	21
Photography	22-23
Merchandise	24
<b>NAACP ASSETS - download or order</b>	
Logo download links	26-27
PowerPoint Template Download	28
Letterhead, Memo, Press Release Template Downloads	29
Envelopes, Business Cards	30



## THE NAACP BRAND STORY

Founded February 12, 1909, the NAACP is the nation's oldest, largest and most widely recognized civil rights organization. Its more than half-million members and supporters throughout the United States and the world are the premier advocates for civil rights in their communities, leading grassroots campaigns for equal opportunity and conducting voter mobilization.

The real story of the NAACP lies in the hearts and minds of all those who refused to stand idly while race prejudice tarnished our nation. From bold investigations of mob brutality, protests of mass murders, segregation and discrimination, to testimony before congressional committees on the vicious tactics used to bar African Americans from the ballot box, it was the talent and tenacity of NAACP members that saved lives and made change.

Today, the true movement of the NAACP lies in the faces of the multiracial, multigenerational army of ordinary men and women who stay vigilant in awakening the consciousness of a people and a nation. With a powerful base of members in 2,200 branches in the Association, together, the NAACP will remain vigilant in its mission until the promise of America is made real for all Americans.

# BRAND PURPOSE

*What is branding?  
And why is it so important  
for our organization?*

Branding goes way beyond just a logo or graphic elements. A strong brand and brand image is consistent, clear and promotes recognition.

When you think about our brand, you really want to think about our entire customer experience...everything from our logo, our website, our social media experiences, the way you answer the phone, to the way our constituents experience our staff. It's everyone's job to protect our brand through our visuals, our actions, and interactions.

It is important to remember that our brand represents you and our promise... you are the brand, our staff is the brand, our marketing materials are the brand.

Creating an identity that resonates with our audience reinforces trust and the emotional relationship that is at the heart of a truly successful brand.

# CREATING THE RIGHT BRAND VOICE

*inspiring*  
**BOLD**  
**Authentic**

Brand voice is an expression of the people behind the brand and embodies and expresses the brand's personality and set of values. It's about the people that make up the brand and differentiates you from the rest.

Creating a specific tone of voice plays a crucial part in building trust. It can be used to influence and persuade. As Maya Angelou once said,


*“People don’t always remember what you say or even what you do, but they always remember how you made them feel.”*

The brand voice of the NAACP is inspiring, bold and authentic. That said, the brand voice is not fixed, it's fluid – keeping pace with the evolving audience, working across new communication channels, and communicating in fresh new ways to resonate and stay relevant.



# NAACP SEAL: OUR MARK

The refreshed seal with updated type and colors embraces our venerable heritage while projecting our formidable strength for the future. The size of the seal should be reproduced large enough to be readable.

*Preferred  
2-color seal*



*Alternate  
2-color seal*




The preferred 2 color seal has a white rule built in around it so that it will stand out if placed on a color background.

*See page 23 to  
download logos*


# NAACP SEAL: OUR MARK

Our seal can be used in these one color variations to add visual interest to designs.


The size of the seal should be reproduced large enough to be readable.




**PMS 294  
BLUE**




**PMS 116  
YELLOW**



**BLACK**



**WHITE  
NEVER USE AS 100% OPAQUE  
WHITE: Use at 10%-80% opacity**



It is permissible to tilt the seal 12° facing “up”, screened back to a percentage, and cropped as it is on the cover of this manual and on the business cards.

*See page 23 to  
download logos*

# NAACP SIGNATURE

Our signature, the acronym NAACP, has bold letter forms that make a point and leave a bold impression, just like our organization.

The image shows the NAACP signature in a large, bold, blue font. The letters are thick and blocky, with a slight shadow effect on the right side of each letter, giving it a three-dimensional appearance.

You can use the signature without the seal in 100% logo blue, percentages of blue and black. The signature should never appear as 100% white or contained in a white box. The size of the signature should be reproduced large enough to be readable.


The image shows the NAACP signature in a bold, black font. The letters are thick and blocky, matching the style of the blue signature above.

*See page 23 to  
download logos*



# NAACP LOGO LOCK-UP: SEAL & SIGNATURE

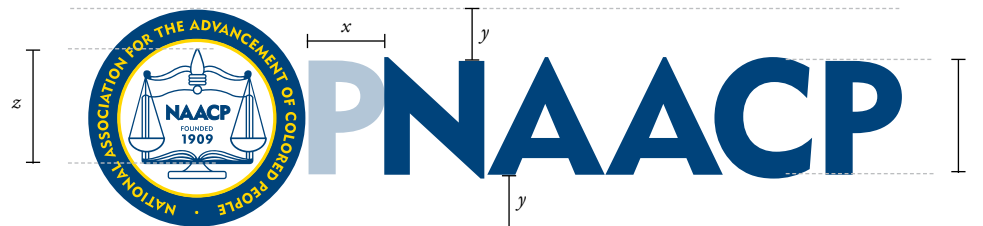
In some instances, the signature needs to be preceded by the seal in a locked-up configuration to demonstrate official recognition of our organization. This is especially important in co-branding. (see page 10)



# NAACP

*See page 24 to download logo lock-ups*

Logos with approved lock-ups and colors have been provided for download on page 24. The 2-color seal should be used with the blue signature. If a one color version is needed, the seal and the signature should always be the same color. Below is a visual explanation of the relationship of the seal size and position to the signature size. The size of the lock-up should be reproduced large enough for the seal to be readable.



## SEE PAGE 22 TO DOWNLOAD APPROVED LOCK-UPS


The distance between the seal and signature (x) is equal to the width of the “P” in the NAACP signature.  
The signature is centered horizontally to the seal (y).  
The cap height of the signature (z) is equal to the distance between the top of the scale in the seal to the bottom edge of the book in the seal.

# NAACP STATE CONFERENCE LOGO LOCK-UP


State conference names are placed below the signature to create a branded conference logo lock-up, using our two brand fonts (page 16). Use the guide below to create a conference logo lock-up that maintains a consistent look for all of our conferences. The state conference lock-up should never be contained in a white box or print at 100% white.

*Use the NAACP logo lock-up to create this version.*

**NAACP**  
*Michigan*  
STATE CONFERENCE



**NAACP**  
*Michigan*  
STATE CONFERENCE



## HOW TO

For either version, with or without the seal, start with the signature or the signature part of the logo lock-up at 3 inches wide. Place the region name underneath flush left to the NAACP signature. The distance between the baseline of NAACP and the cap line of the region name should be equal to the width of the stem of the “N” in NAACP.

Set the region name in Adobe Garamond Pro Bold Italic, 28 pt, +25 tracking. Set conference name below, flush left, Helvetica Medium, 19/25, +50 tracking, all type matching the color of the NAACP signature. Maintain the size relationship between the NAACP signature and conference name when enlarging or reducing the lock-up.

# NAACP STATE CONFERENCE LOGO LOCK-UP: LONGER NAMES

State conference names that are longer should be split as shown below.

Use your judgement as to how the name should spit on 2 lines to read most effectively. Two lines are more desirable but if the name extends beyond the width of the “NAA” in signature, split into 3 lines.




# NAACP BRANCH / REGION LOGO LOCK-UP

Branch / region names are placed below the signature to create a branded branch / region logo lock-up, using our two brand fonts (page 16). Use the guide below to create a branch / region logo lock-up that maintains a consistent look for all of our branches and regions. The branch/region lock-up should never be contained in a white box or print at 100% white.

*Use the NAACP logo lock-up to create this version.*

**NAACP**  
*Detroit Branch*



**NAACP**  
*Detroit Branch*




## HOW TO

For either version, with or without the seal, start with the signature or the signature part of the logo lock-up at 3 inches wide. Place the branch/region name underneath flush left to the NAACP signature. The distance between the baseline of NAACP and the cap line of the region name should be equal to the width of the stem of the “N” in NAACP.

Set the region name in Adobe Garamond Pro Bold italic, 28 pt, +25 tracking, and match the color of the NAACP signature. Maintain the size relationship between the NAACP signature and branch/region name when enlarging or reducing the lock-up.

# NAACP BRANCH / REGION LOGO LOCK-UP: LONGER NAMES

Branch / region names that are longer should be split as shown below. Use your judgement as to how the name should split on 2 lines to read most effectively. Two lines are more desirable but if the name extends beyond the width of the “NAA” in signature, split into 3 lines.




# NAACP PROGRAM LOGO LOCK-UP

NAACP program names are placed below the signature to create a branded program logo lock-up, using our two brand fonts (page 16). Use the guide below to create a program logo lock-up that maintains a consistent look for all of our programs. The NAACP program lock-up should never be contained in a white box or print at 100% white.

*Use the NAACP logo lock-up to create this version.*

**NAACP**  
*Law Fellow*  
PROGRAM



**NAACP**  
*Law Fellow*  
PROGRAM



## HOW TO

Start with the NAACP signature 3 inches wide. Place the region name underneath flush left to the NAACP signature. The distance between the baseline of NAACP and the cap line of the region name should be equal to the width of the stem of the “N” in NAACP.

Set the region name in Adobe Garamond Pro Bold Italic, 28 pt, +25 tracking. Set conference name below, flush left, Helvetica Medium, 19/25 pt, +50 tracking, let the name come right in one line, and all type color matches the color of the NAACP signature. Maintain the size relationship between the NAACP signature and program name when enlarging or reducing the lock-up.

# NAACP LOGO CO-BRANDING

Solid partnerships multiply the impact of our brand. In co-branded communication, place a rule line between logos, while ensuring that both logos are of equal visual weight. The arrangement of the logos may be dictated by details of the partnership, but, when possible, place the NAACP logo to the left.



## HOW TO

Use the NAACP logo lock-up to create a co-branded logo. Space between the logos should be equal to two "N" cap widths (the width of the "N" in the signature NAACP). The rule line separating the logos should not exceed the width/weight of the lines in the scales icon, should be black, and should extend the height of the inner edge of the seal's blue circle containing our name and line up with same.



## OTHER NAACP TRADEMARKS

The NAACP Image Awards and ACT-SO, and their respective logos, are official trademarks of the NAACP. Logos may not be used except with written permission from the NAACP.





# CLEAR SPACE RULE

Clear space around a logo allows the viewer to see the logo without visual clutter. Use this guide for clear space around the signature, seal, logo lock-up, and regional/branch, conference and program logo lock-ups.



Use the width of the stem of the “N” in the NAACP signature as the minimum measurement for the area of clear space around the logo, keeping other elements from encroaching.



# INCORRECT LOGO USAGE

The NAACP seal, signature and logo lock-ups have been carefully designed and should never be altered in any way. These examples illustrate how NOT to use the logo, but do not include all instances of misuse. These rules apply to all lock-up logos as well.

Use the logos provided for downloading (page 23-24) without alteration.



**DO NOT** distort the signature or seal in any way

**DO NOT** change the branded colors in the seal or the signature.

**DO NOT** cut up the seal or signature and redesign its structure.

**DO NOT** use the seal or signature as part of a headline.

**DO NOT** place the seal or signature on a busy background that prevents readability and recognition

**DO NOT** place the seal or signature in a white box or reproduce either at 100% knocked-out white.

# NAACP LOGO COLORS

Blue and yellow are our primary brand colors and have been standardized in this manual. Our signature and seal are designed in these colors. Use our blue and yellow as the major colors in your communication pieces to maintain and protect the NAACP brand identity. Use our complementary colors (page 17) to add interest but never overpowering our brand blue and yellow.

## LOGO COLORS



**PMS 294**  
BLUE

C 100  
M 69  
Y 7  
K 30

R 0  
G 47  
B 108

# 002F6C

**PMS 116**  
YELLOW

C 0  
M 14  
Y 100  
K 0

R 245  
G 203  
B 8

# F5CB08

# NAACP COMPLEMENTARY COLORS

Color expresses our brand attributes and values. Our secondary color palette is both emotional and practical, while promoting energy, confidence, and passion.

Use these colors to accent and support our primary colors of blue and yellow in your designs. Complementary colors should always be used sparingly, as a large concentration of an accent color can dilute our branding. These colors should never replace the colors in the logo.

## SECONDARY PALETTE - *first choice for accent colors*



<b>PMS I44</b> TANGERINE	<b>PMS 7408</b> CARAMEL	<b>PMS 535</b> GREY	<b>PMS 3005</b> AZURE	<b>PMS 298</b> SKY BLUE	<b>PMS 2587</b> PURPLE
C 0 M 51 Y 100 K 0	C 0 M 29 Y 100 K 0	C 43 M 25 Y 3 K 8	C 100 M 31 Y 0 K 0	C 67 M 2 Y 0 K 0	C 58 M 76 Y 0 K 0
R 237 G 139 B 0	R 243 G 186 B 22	R 144 G 162 B 191	R 0 G 129 B 200	R 81 G 186 B 232	R 132 G 95 B 161
# ED8B00	# F3BA16	# 90A2BF	# 0081C8	# 51BAE8	# 845FA1

## TERTIARY PALETTE - *for smaller accents*



<b>PMS 376</b> GRASS	<b>BLACK</b> RICH	<b>PMS 187</b> GARNET
C 54 M 0 Y 100 K 0	C 60 M 40 Y 40 K 100	C 7 M 100 Y 82 K 26
R 152 G 193 B 29	R 0 G 0 B 0	R 172 G 43 B 55
# 98C11D	# 000000	# AC2B37

# NAACP FONTS

Fonts express our brand voice and personality. It is important to keep that voice consistent. To make this easier, our brand fonts are commonly available on all computers.

*primary font*

## HELVETICA FAMILY

**Regular, Italic, Bold, Bold Italic**

Helvetica is the selected sans serif typeface. It is one of the typefaces for the secondary signature systems. It is recommended that the regular weight be used for body text with no extra character space / tracking. Although the use of Helvetica is strongly recommended, exceptions may be made where availability is limited or where technical concerns make its use less (possible). **In these instances, Arial may be used.**

### HELVETICA

ABCDEFGHIJKLMNOPQRSTUVWXYZ  
abcdefghijklmnopqrstuvwxyz 1234567890

### ITALIC

*ABCDEFGHIJKLMNOPQRSTUVWXYZ  
abcdefghijklmnopqrstuvwxyz 1234567890*

### BOLD

**ABCDEFGHIJKLMNOPQRSTUVWXYZ  
abcdefghijklmnopqrstuvwxyz 1234567890**

### BOLD ITALIC

***ABCDEFGHIJKLMNOPQRSTUVWXYZ  
abcdefghijklmnopqrstuvwxyz 1234567890***

*secondary font*

## GARAMOND PREMIER PRO FAMILY

**Roman, Italic, Bold, Bold Italic**

Adobe Garamond Premier Pro is the selected serif typeface. It is one of the typefaces for the secondary signature systems. It is recommended that only regular weight be used for body text with no extra character space / tracking. Although the use of Garamond Premier Pro is strongly recommended, exceptions may be made where availability is limited or where technical concerns make its use less possible. In these instances, Garamond in any form is an acceptable alternative. **If the Garamond typeface is unavailable, Times New Roman is an acceptable alternative.**

### ROMAN

ABCDEFGHIJKLMNOPQRSTUVWXYZ  
abcdefghijklmnopqrstuvwxyz 1234567890

### ITALIC

*ABCDEFGHIJKLMNOPQRSTUVWXYZ  
abcdefghijklmnopqrstuvwxyz 1234567890*

### BOLD

**ABCDEFGHIJKLMNOPQRSTUVWXYZ  
abcdefghijklmnopqrstuvwxyz 1234567890**

### BOLD ITALIC

***ABCDEFGHIJKLMNOPQRSTUVWXYZ  
abcdefghijklmnopqrstuvwxyz 1234567890***

# PHOTOGRAPHY STYLE

Images have the power to elevate a movement and motivate change by showing positive and emotional moments. Powerful imagery demonstrates unity, commitment, and can motivate people to be a part of our organization.

Like our brand voice, our visual depictions of people should be inspiring, bold and authentic. Photographs should feel in-the-moment, more editorial, and full of action, or thoughtful human connection. Our organization touches the lives of the very young to the oldest – so our photography should represent the diversity in ages of the people of color who support us and who we serve.

It is preferable to use full color images vs. one color images, like black and white, sepia-toned or colorized photography. We want our imagery to look forward and feel as contemporary and vibrant as the work we are doing today.

# PHOTOGRAPHY STYLE EXAMPLES








# NAACP MERCHANDISE

*Wear your association with the NAACP proudly*

Here are some general guidelines for reproducing our brand on clothing and promotional items:

- Only use NAACP approved logo files (download links on pages 23-24) and follow all guidelines in this manual for use of the NAACP seal, signature and lock-up logo configurations.
- Do not use a distressed or vintage treatment of the seal or signature.
- Do not print the seal, signature, or logo lock-up in 100% white or contained in a white box.
- When applying the seal to apparel, the size of the seal should be no wider than 5.5”, based on a size medium garment.
- Carefully consider the manufacturing process when using the seal, since it does not reproduce well when scaled down to less than 2.5” in diameter on clothing. The “NATIONAL ASSOCIATION FOR THE ADVANCEMENT OF COLORED PEOPLE” on the seal itself must be legible.
- Be cautious of the space between the NAACP logo and the logo of a clothing manufacturing company. They must not be paired or placed closely together.
- Copyrighted cartoon characters, animals or any other graphic decoration may not be paired with an NAACP signature or seal as it will dilute the brand.
- You must use an approved vendor to use our logo to make branded merchandise.



**CLICK**  
to access vendor  
application and  
related  
information



# NAACP

## ASSETS

[LOGO DOWNLOADS](#)

[TEMPLATE DOWNLOADS](#)


[STATIONERY](#)



# LOGO DOWNLOADS

Click on the logo you need and the link will take you to a zip file containing a complement of file versions of that logo – raster .jpg and .png formats, and vector pdf and .ai formats. The seal should never be contained in a white box or print at 100% white.


## MARK / SEAL




2 color - PREFERRED




2 color - ALTERNATE



1 color - BLUE




1 color - YELLOW



1 color - BLACK

## SIGNATURE




1 color - WHITE  
NEVER USE AS 100% OPAQUE  
WHITE: Use at 10%-80% opacity



1 color - BLUE



1 color - BLACK




1 color - WHITE  
NEVER USE AS 100% OPAQUE  
WHITE: Use at 10%-80% opacity

# LOGO DOWNLOADS


Click on the logo you need and the link will take you to a zip file containing a complement of file versions of that logo – raster .jpg and .png formats, and vector pdf and .ai formats. The logo lock-up should never be contained in a white box or print at 100% white.

## *NAACP LOCK-UP LOGOS: SEAL & SIGNATURE*




# NAACP

**2 color - PREFERRED**



# NAACP

**1 color - BLUE**



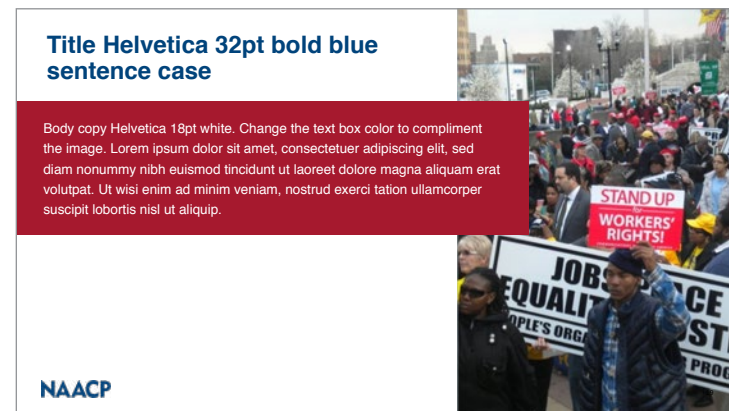
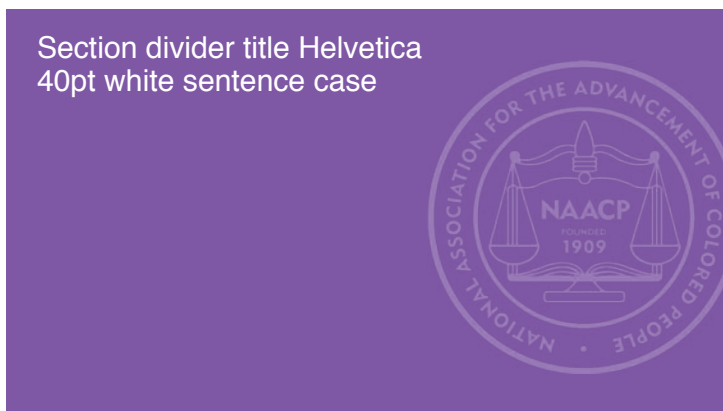
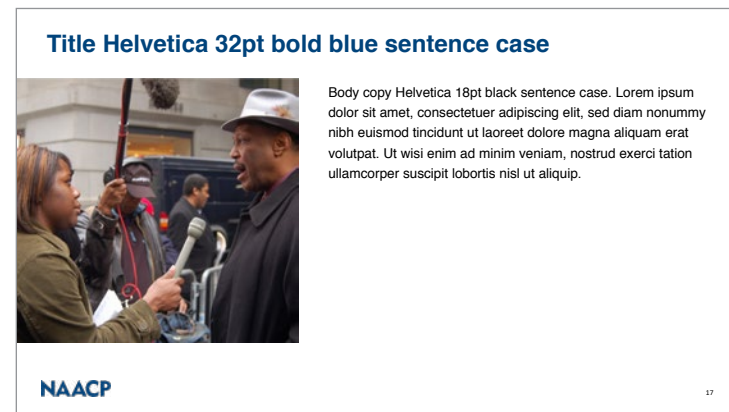
# NAACP

**1 color - BLACK**

# COMMUNICATION TEMPLATE DOWNLOADS

*Microsoft® PowerPoint template*

Click on any image below and the link will take you to a site to download our NAACP branded PowerPoint template.

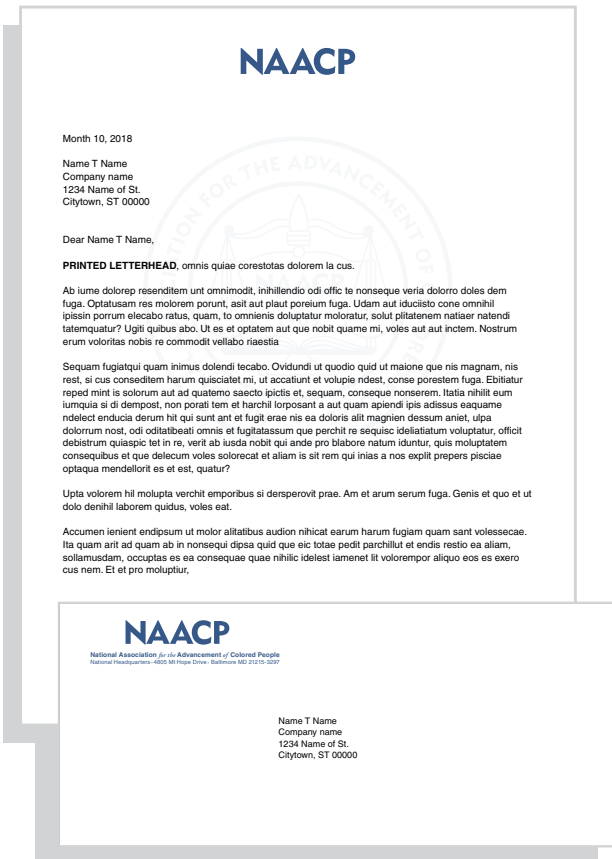


# COMMUNICATION TEMPLATE DOWNLOADS

*National Letterhead, Memo, Press Release Word templates*

Click on the image of the template you need and the link will take you to a site to download a NAACP branded Microsoft® Word template.

## NATIONAL LETTERHEAD & ENVELOPE



Month 10, 2018

Name T Name  
Company name  
1234 Name of St.  
Citytown, ST 00000

Dear Name T Name,

**PRINTED LETTERHEAD**, omnis quia corestotas dolorem la cus.

Ab iume dolorep resenditem unt omnimodit, inihillendio odi offic te nonseque veria dolorro doles dem fuga. Optatusam res molorem porunt, asit aut plaut poreium fuga. Udam aut iduciato cone omnihil ipesin portum elecabo ratus, quam, to omnienis doluptatur moloratur, solut plitatenem natiaer natendi latemquatur? Ugit quibus abo. Ut es et optatem aut que nobit quame mi, volos aut aut incitem. Nostrum erum voloritias nobis re commodit vellabo riaesta.

Sequam fugiatqui quam inimus dolendi tecabo. Ovidundi ut quodio quid ut maione que nis magnam, nis rest, si cus conseditem harum quisciatel mi, ut accallunt et volupie ndest, conse porestem fuga. Ebitatur reped mini is solumum aut ad quatenio saecto ipicis et, sequam, conseqe nonserem. Itatis nihilit eum iurnquia si di dempost, non porati tem et harchil lporasant a aut quam apiedi ipis adissus eaquame ndelect enducia derum hit qui sunt ant et fugit erae ris ea doloris alit magnien dessum aniet, ulpa dolorum nost, odi odilatibeati omnis et fugitatassum que perchit re sequis ideliatiatum voluptatur, officit debistrum quiaspic let in re, vert ab iusda nobit qui ande pro blabore natum iduntur, quis moluplatem consequibus et que delectum volos solorecat et alliam is sit rem qui inias a nos explit prepers pisciae optaqua mendellorit es et est, quatur?


Upta volorem hil moluapta verchit emporibus si despererovit prae. Am et arum serum fuga. Genis et quo et et dolo denihil laborem quidus, volos eat.

Accumen inienit endipsum ut molor alititibus audion nihicat earum harum fugiam quam sant voloescae. Ita quam arit ad quam ab in nonsequi dipsa quid que eic totae pedit parchillut et endis restio ea alliam, solliamusdam, occupatas es ea consequae quae nihilic idelest iamenet lit volotempor aliquo eos es exero cus nem. Et et pro moluaptur.

**NAACP**  
National Association for the Advancement of Colored People  
National Headquarters • 4505 M Hope Drive • Baltimore MD 21215-3207

Name T Name  
Company name  
1234 Name of St.  
Citytown, ST 00000

## MEMO




**NAACP**

MEMO

**NAACP**  
National Association for the Advancement of Colored People  
National Headquarters • 4505 M Hope Drive • Baltimore MD 21215-3207 • 410.580.5771 • 410.580.5771 • 410.580.5771 • naacp.org

## PRESS RELEASE



**NAACP**

FOR IMMEDIATE RELEASE

**MEDIA CONTACTS:**  
Dominic Hawkins / dhawkins@skdknick.com  
Ronald Childs / rchilds@burrell.com

**NAACP Statement on the Travel Advisory for the State of Missouri**

BALTIMORE – The NAACP, the nation's original and largest social justice advocacy organization, has released the following statement regarding the Missouri State Conference's recently issued Travel Advisory:

The NAACP stands in full and unequivocal support of the Missouri NAACP State Conference's Travel Advisory, announced June 7th and effective through August 28th, 2017, warning that African American travelers, visitors and Missourians pay special attention and exercise extreme caution when traveling given the series of questionable, race-based incidents occurring statewide recently, and noted therein.

"The NAACP is a membership-based organization that has worked steadfastly for generations to protect the hard-fought freedoms of all American citizens—freedoms which are guaranteed by the U.S. Constitution—and one of the most basic of those freedoms is the ability to freely travel from state-to-state without fear of threat, violence or harm," said Derrick Johnson, interim president and CEO. "The numerous racist incidents, and the statistics cited by the Missouri Attorney General in the advisory, namely the fact that African Americans in Missouri are 75 percent more likely to be stopped and searched by law enforcement officers than Caucasians, are unconscionable, and are simply unacceptable in a progressive society.

"We share the concern that black individuals enjoying the highways, roads and points of interest there may not be safe, and the national office will also be closely monitoring the progress of Governor Greitlen's review of Bill SB 43," Johnson adds. SB 43, advanced by Senator Gary Romine, harkens back to the Jim Crow-era. The Bill legalizes individual discrimination and harassment within the State of Missouri, and "would prevent individuals from protecting themselves from discrimination, harassment and retaliation in Missouri," the advisory reads. The NAACP is hopeful that the Bill will be vetoed, at which time the Missouri State Conference will update the advisory.

Founded in 1909, the NAACP is the nation's oldest and largest nonpartisan civil rights organization. Its members throughout the United States and the world are the premier advocates for civil rights in their communities. You can read more about the NAACP's work, and our six "Game Changer" issue areas [here](#).

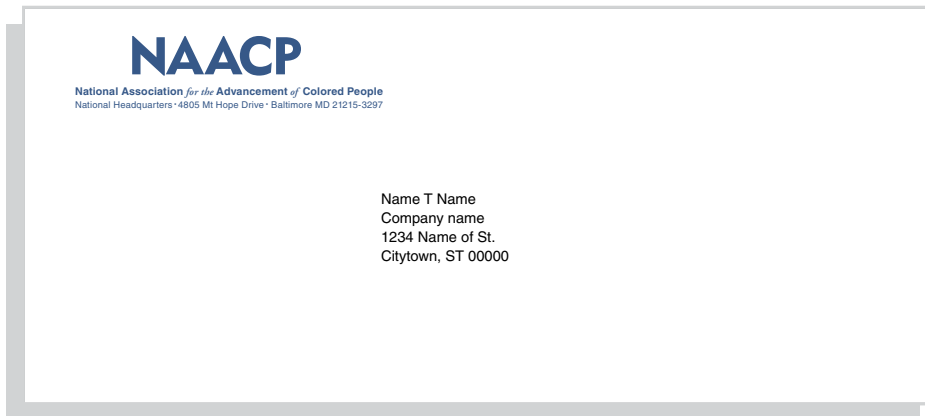
- ### -

**National Association for the Advancement of Colored People**  
4505 M Hope Drive • Baltimore MD 21215-3207 • 410.580.5771 • 410.580.5771 • 410.580.5771 • naacp.org

# COMMUNICATION PRINTED PIECES

*Envelopes, Business Cards*

## NATIONAL ENVELOPE



## BUSINESS CARD

